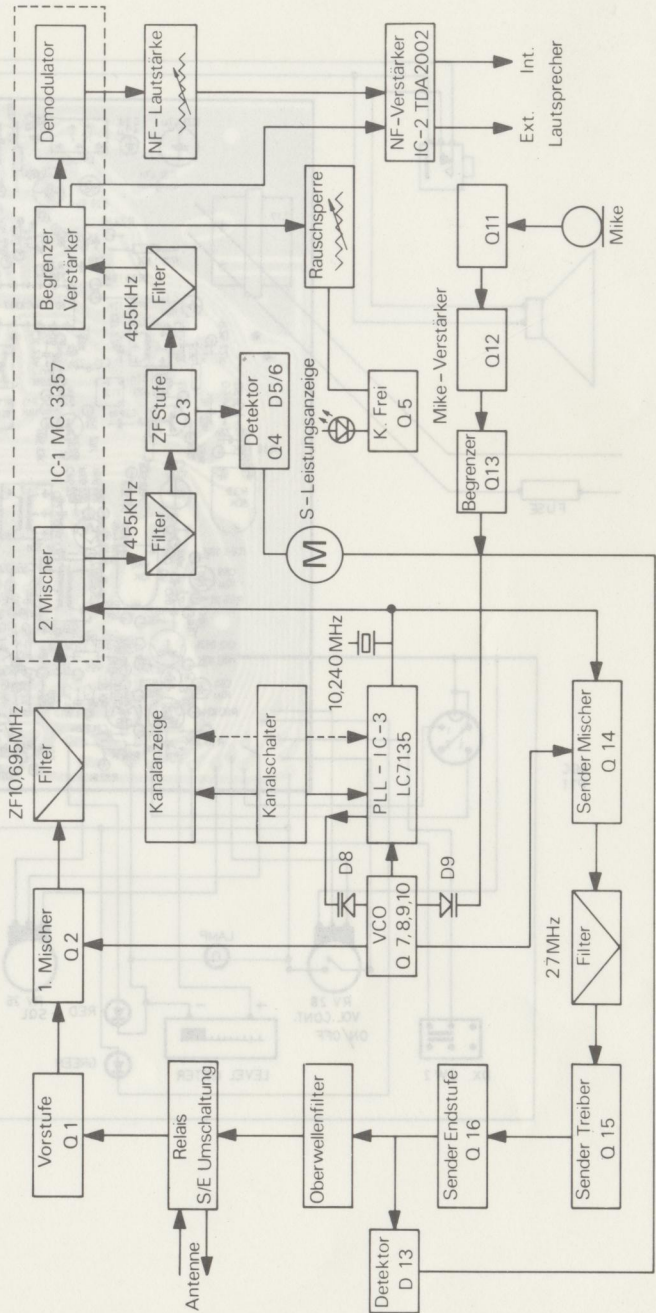


dat

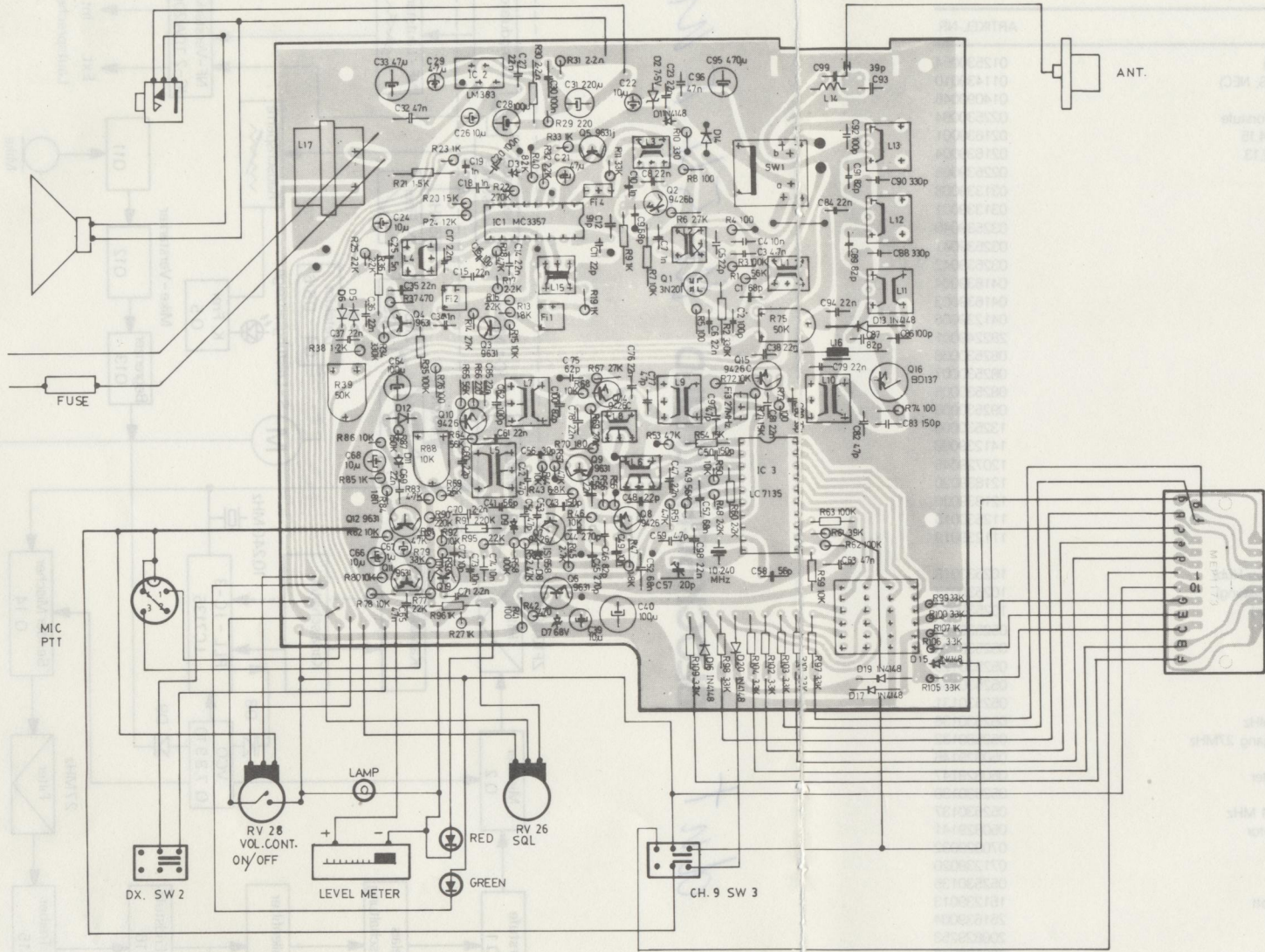
M 54 FM

BLOCKSCHALTBIOD



Bestückungs- und Verdrahtungsplan

duT M 54 FM



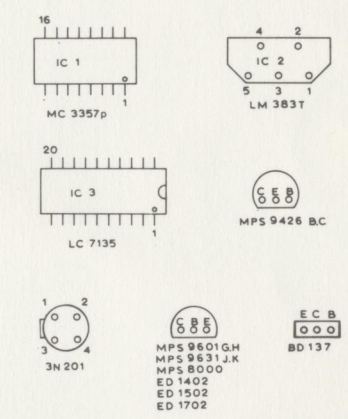
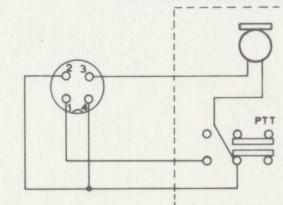
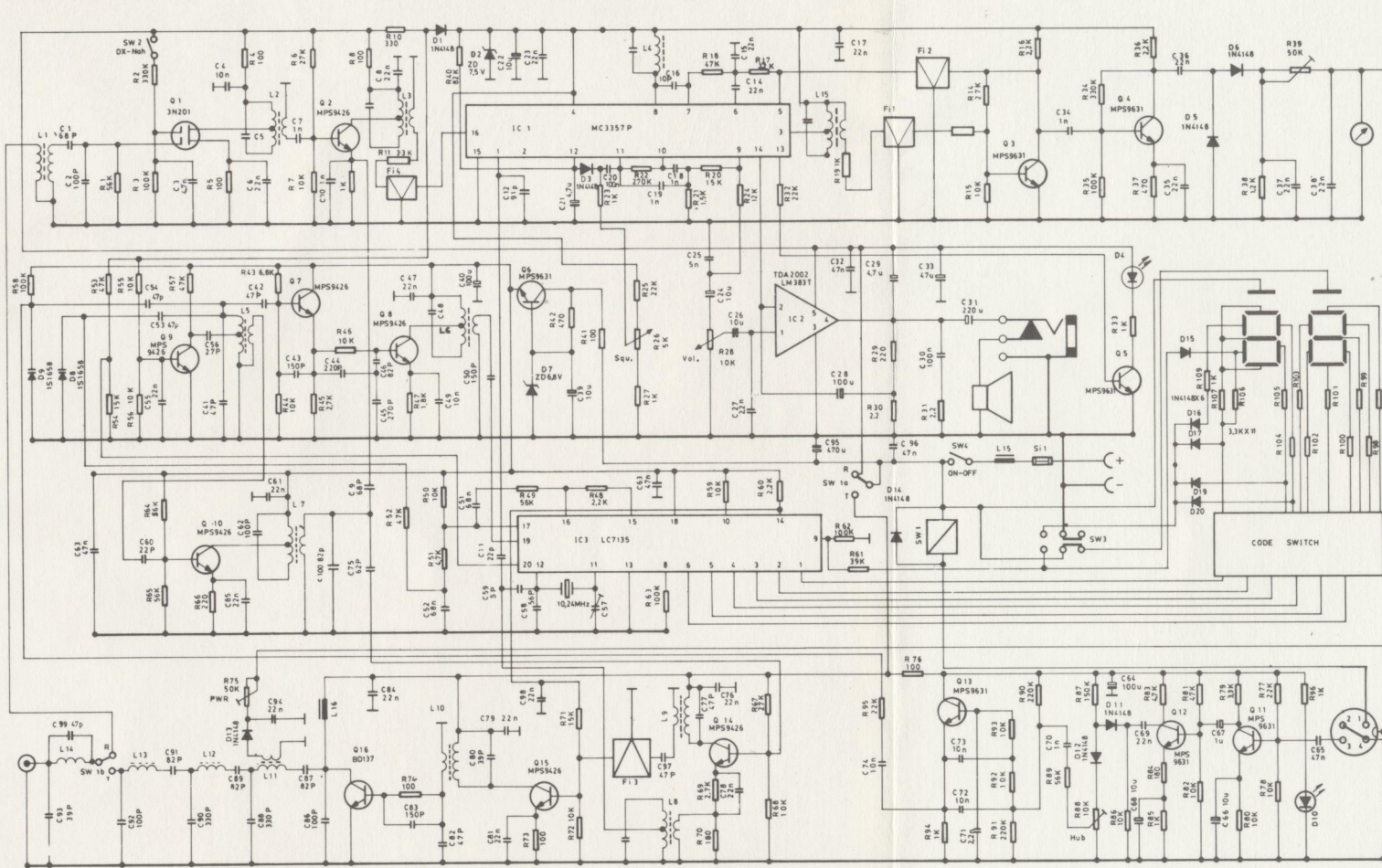
Handwritten notes and a component list are visible on the right side of the page. The notes include 'duT M 54 FM' and 'Bestückungs- und Verdrahtungsplan'. A vertical list of component values and designators is present, including:

- IC1 MC3357
- IC2
- IC3
- Q1
- Q2
- Q3
- Q4
- Q5
- Q6
- Q7
- Q8
- Q9
- Q10
- Q11
- Q12
- Q13
- Q14
- Q15
- Q16
- R1
- R2
- R3
- R4
- R5
- R6
- R7
- R8
- R9
- R10
- R11
- R12
- R13
- R14
- R15
- R16
- R17
- R18
- R19
- R20
- R21
- R22
- R23
- R24
- R25
- R26
- R27
- R28
- R29
- R30
- R31
- R32
- R33
- R34
- R35
- R36
- R37
- R38
- R39
- R40
- R41
- R42
- R43
- R44
- R45
- R46
- R47
- R48
- R49
- R50
- R51
- R52
- R53
- R54
- R55
- R56
- R57
- R58
- R59
- R60
- R61
- R62
- R63
- R64
- R65
- R66
- R67
- R68
- R69
- R70
- R71
- R72
- R73
- R74
- R75
- R76
- R77
- R78
- R79
- R80
- R81
- R82
- R83
- R84
- R85
- R86
- R87
- R88
- R89
- R90
- R91
- R92
- R93
- R94
- R95
- R96
- R97
- R98
- R99
- R100
- C1
- C2
- C3
- C4
- C5
- C6
- C7
- C8
- C9
- C10
- C11
- C12
- C13
- C14
- C15
- C16
- C17
- C18
- C19
- C20
- C21
- C22
- C23
- C24
- C25
- C26
- C27
- C28
- C29
- C30
- C31
- C32
- C33
- C34
- C35
- C36
- C37
- C38
- C39
- C40
- C41
- C42
- C43
- C44
- C45
- C46
- C47
- C48
- C49
- C50
- C51
- C52
- C53
- C54
- C55
- C56
- C57
- C58
- C59
- C60
- C61
- C62
- C63
- C64
- C65
- C66
- C67
- C68
- C69
- C70
- C71
- C72
- C73
- C74
- C75
- C76
- C77
- C78
- C79
- C80
- C81
- C82
- C83
- C84
- C85
- C86
- C87
- C88
- C89
- C90
- C91
- C92
- C93
- C94
- C95
- C96
- C97
- C98
- C99
- C100
- L1
- L2
- L3
- L4
- L5
- L6
- L7
- L8
- L9
- L10
- L11
- L12
- L13
- L14
- L15
- L16
- L17
- L18
- L19
- L20
- L21
- L22
- L23
- L24
- L25
- L26
- L27
- L28
- L29
- L30
- L31
- L32
- L33
- L34
- L35
- L36
- L37
- L38
- L39
- L40
- L41
- L42
- L43
- L44
- L45
- L46
- L47
- L48
- L49
- L50
- L51
- L52
- L53
- L54
- L55
- L56
- L57
- L58
- L59
- L60
- L61
- L62
- L63
- L64
- L65
- L66
- L67
- L68
- L69
- L70
- L71
- L72
- L73
- L74
- L75
- L76
- L77
- L78
- L79
- L80
- L81
- L82
- L83
- L84
- L85
- L86
- L87
- L88
- L89
- L90
- L91
- L92
- L93
- L94
- L95
- L96
- L97
- L98
- L99
- L100
- SW1
- SW2
- SW3
- CH. 9 SW 3
- DX. SW 2
- RV 28 VOL. CONT. ON/OFF
- RV 26
- LEVEL METER
- LAMP
- RED
- GREEN
- ANT.
- FUSE
- MIC PTT

M 54 FM
dnt

Ersatzteilliste

ARTIKEL-BEZEICHNUNG	TYP	ARTIKEL-NR.
IC-ZF	IC1-MC3357P (Motorola)	012530054
IC-NF	IC2-TDA2002 (TFK, SGS, NEC)	011439010
IC-PLL	IC3-LC7135 (Sanyo)	014090046
Transistor HF	3N201 Q1 Empfänger Vorstufe	022530064
Transistor HF	MPS9426 Q2,7,8,9,10,14,15	021639001
Transistor NF	MPS9631 Q3,4,5,6,11,12,13	021639004
Transistor TX Endst	BD137 Q16	022539065
Diode Si	IN4148	031339008
Diode Ge	IN60	031339001
Diode Varicap	IS1658 D8/D9	032539040
Diode Zener	ZD7.5 D2	032539041
Diode Zener	ZD6.8 D7	032539042
LED rot	D10 2mm	041639004
LED grün	D4 2mm	041639003
LED Display	Kanal	041239006
Schwing Quartz	10,240 MHz	282249001
Filter Keramik	CFU455G Fi1/Fi2	082530008
Filter Keramik	E27MA Fi3	082530007
Filter Keramik	SFE10, 7MC Fi4	082530008
Trimmer Kond.	C57	092530009
S/E Relais	SW1	132530008
S-Meter	Feldstärke, HF Leistung	141239008
Kanalschalter	22 Kanäle	120729045
Schalter DX-NAH	SW 2	121839020
Schalter NORMAL-K9	SW3	121839020
Poti Rauschsperr	R26 5K ohm	112530016
Poti Lautstärke	R28 10K ohm	111239019
Ein/Aus		
Trimm Poti	R88 10K ohm (Modulation Hub)	102530018
Trimm Poti	R75 50K ohm (Sende Leistung)	102530017
Trimm Poti	R39 50K ohm (Feldstärke)	102530017
Filter Spule	L1 Empfänger Antenne	052530127
Filter Spule	L2 Empfänger Vorstufe	052530128
Filter Spule	L3 10,7 MHz ZF	052530129
Filter Spule	L4 455 KHz	052530134
Filter Spule	L5 VCO 16 MHz	052530131
Filter Spule	L7 VCO Verstärker 16 MHz	052530136
Filter Spule	L9 Sende-Mischer Ausgang 27MHz	052530132
Filter Spule	L10 Sende Treiber	050829146
Filter Spule	L11,12,13 Oberwellen-Filter	050829147
Filter Spule	L6 VCO Buffer	052530130
Filter Spule	L8 Sende-Mischer 10,24 MHz	052530137
Filter Spule	L15 455 KHz Discriminator	050829141
Drossel Spule	L16 HF-Endstufe	070829032
Drossel	L17 Stromversorgung	071239020
Spule	L14 Oberwellen-Filter	052530135
Lautsprecher	8 ohm, 75 mm, 0.5 Watt	151239013
Buchse	Ext. Sp. 3,5 mm Klinke	251639004
Kühlkörper	Q16	200829253
Frontblende		202530248
Gehäuse Oberteil		202530250
Gehäuse Unterteil	Mit Schallöffnung	202530249
Knopf	Kanalschalter	212530048
Knopf	Lautstärke Rauschsperr	212530049
Mikrofon Kompl.		152530021
Montage Halter		202530252



BEMERKUNGEN:
 1. FALLS NICHT ANDERS ANGEBEN
 - ALLE KONDENSATOREN IN µF.
 - ALLE WIDERSTÄNDE IN OHM.
 - ALLE SPANNUNGEN GEGEN MASSE GEMESSEN.
 LAUTSTÄRKE UND RÄUSCHSPERRE AUF MINIMUM GEDREHT.

SCHALTBILD M54FM

Änderungen, die dem technischen Fortschritt dienen, vorbehalten.

Dratlose Nachrichtentechnik

